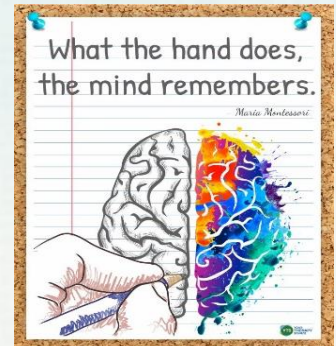


One must learn by doing the thing, for though we think we know it, we have no certainty until we try.

- Aristotle

We at Ralli, believe that experiential learning engages students' emotions and enhances their knowledge and skills. Experiential Learning is the process of learning by doing. It helps children to look for multiple solutions to the challenges and they are encouraged to seek their unique solution to hands-on tasks. Experiential Learning teaches students to be open to new ideas and perspectives. Idea behind such activities is to learn things by actually experiencing it. Those experiences get imprinted in the young minds and create a long-lasting impact on their learning.



Here are glimpses of few such activities taken up in April and May to explore their creative and critical thinking.

### CLASS: I

### ENGLISH

### ALPHABET MYSTERY



Alphabetical order is the arrangement of words or names according to the order of the letters in the alphabet.

In this activity students were divided in group of 4-5 and each were given a flash card of different letter and they had to stand in the alphabetical order. This activity helped them to develop their cognition skill, teamwork and understanding of alphabetical order.



## MY CHOICE OF WORDS

Articles are an essential part of the English language as they provide certain information about the noun they precede.

The activity, 'My choice of words' aimed to enhance students' understanding of using the correct article (a/an) based on the initial sound of the following noun. In this activity students were called one by one and they had to choose correct article from the basket and paste in front of the picture. Overall, this was a fun learning activity for the students.



## MATHS

### NUMBER MALA

To understand the concept of Missing Numbers, an interesting activity of Missing Number Mala was conducted in class wherein students took keen interest in searching the missing numbers and placing them on the Mala. This was a fun learning activity and students enjoyed a lot.





## POPCORN TOSS

The concept of sign holds significant importance for students to compare two numbers and encourages critical thinking.

In this activity teacher made slips of numbers (1-50). One child was called and asked to take one slip from popcorn tub, another child had taken another slip from the tub and the third child had put the sign considering the bigger number. The same process had been repeated for the whole class. Students actively participated in the activity which was designed to enhance their understanding for comparison of numbers.



## HINDI

### स्वर लॉलीपॉप

हिंदी वर्णमाला स्वर और व्यंजन से मिलकर बनती है। बिना स्वर, व्यंजन का कोई रूप नहीं है। स्वरों के महत्व समझाते हुए कक्षा में 'स्वर लॉलीपॉप' गतिविधि कराई गयी। इस गतिविधि में सभी छात्रों को पहले एक गोलाकार आकृति दी जिसमें उन्होंने अपना मनपसंद स्वर लिखकर उससे सम्बंधित चित्र बनाकर रंग भरा। अंत में इसे एक आइसक्रीम की डंडी पर लगा कर लॉलीपॉप का रूप दिया गया। इस प्रकार सभी छात्रों में स्वर के प्रति रुचि और उत्साह उत्पन्न हुआ।





## दुम पकड़ो



स्वर और व्यंजन किसी भी भाषा के आधारस्तंभ होते हैं। बिना वर्णों के किसी भी भाषा को मुकम्मल नहीं कहा जा सकता है। स्वर और व्यंजनों को जोड़कर शब्द बनते हैं बिना मात्रा के शब्दों के महत्व को समझाते हुए कक्षा में गतिविधि 'दुम पकड़ो' करायी गयी। सभी छात्रों को एक कैटरपिलर का चित्र दिया गया जिसमें छात्रों से अपनी पसंद का व्यंजन सोचने को कहा गया व उससे शुरू होने वाला एक बिना मात्रा का शब्द पूछा गया। इसके बाद बताए शब्द को कैटरपिलर पर लिखने के बाद उस शब्द का अंतिम व्यंजन देख कर उससे एक बिना मात्रा का शब्द पूछा गया व लिखने को कहा गया। यह प्रक्रिया कैटरपिलर के अंतिम हिस्से तक चली। सभी छात्रों ने बड़ी उत्सुकता के साथ यह गतिविधि पूर्ण की।

## शब्द बरखा

हिंदी एक ऐसी भाषा है जिसमें किसी अक्षर या वर्ण के चारों तरफ मात्राएं लगती हैं। मात्रा स्वर का ही एक रूप होता है, जो वर्णों में स्वर का ही प्रतिनिधित्व करता है।

मात्राओं में सबसे पहले आ की मात्रा आती है। कक्षा में आ की मात्रा का महत्व बताते हुए गतिविधि कराई गई। इस गतिविधि में छात्रों को एक छाते का चित्र दिया गया। छात्रों ने भरपूर उत्साह के साथ आ की मात्रा के शब्द लिखे और रंग भरे।



## EVS

### PASSING THE BALL



*When children are given opportunity to express themselves, they tend to convey their innate feelings in the most straight forward manner. It highlights their thinking capacity and improves their communication skills. To showcase their talent of introducing themselves children played the game 'Passing the ball' in the ground and took chance to say few lines about themselves. Students enjoyed this activity a lot.*



## LET'S BE FRIENDS WITH TREES

Our planet Earth is the only planet that has life in the universe. Earth is getting destroyed due to pollution, so it is our moral duty to protect the Earth. Students of class 1 learnt how to take care of mother earth through this activity. We showed students how to plant a sapling correctly. They did the hands on activity to understand all the steps starting from digging a hole, placing the sapling, covering the roots with soil and watering it. Students were divided into smaller groups. Different groups did different steps by following proper safety measures and enjoyed a lot.



## FUN WITH SENSES

Sense organs are specialized organs in the body that help us to receive and process information from the environment.

The fruit/biscuit activity was done by the students of grade I. In this activity, all the students were asked to bring fruit or some biscuits. The class teacher asked students to feel, smell, see and taste the fruit. Through this activity, the importance of sense organs and their uses were told to the students.



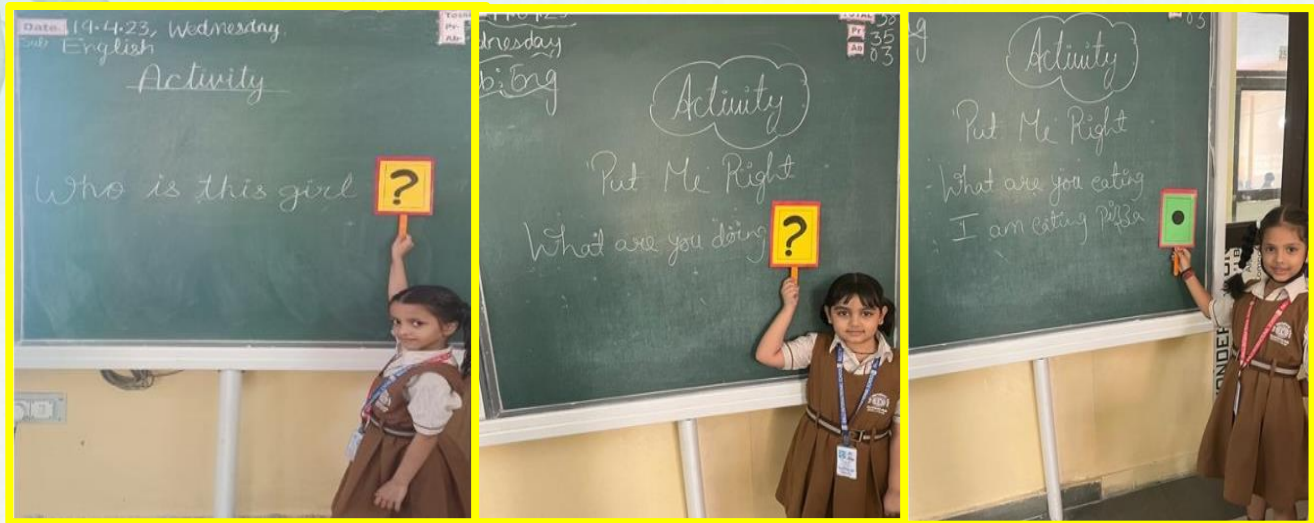


## CLASS: II

### ENGLISH

#### PUT ME RIGHT

*In this activity teacher provided a flash card of punctuation marks and wrote some sentences on the board. The child read the sentence and put the correct flash card of punctuation (full stop/ question mark) at the end of the sentence. This activity helped the child to know the correct usage of punctuation mark.*



#### ARRANGE ME

*In this activity teacher wrote some words on the coloured chits and asked the child to pick one set of a specific colour chits at a time and frame a meaningful sentence by looking at the capital letters and punctuation marks. This activity helped the child in arranging the words properly to get a meaningful sentence.*






## MATHS

### GROUPS OF TENS

Learning this concept is important to understand place value and make counting easier. Students selected different 2-digit numbers and made groups of tens and ones using stickers. This activity helped them in understanding the concept in a creative way.



### Groups of Tens



### UP AND DOWN


Ascending and descending order are mostly used for data sorting and data calculation. It helps to make the data simpler and easy to understand. In this activity, students arranged different-sized straws in ascending and descending order on a pastel sheet. It enabled them to understand the concept of ascending and descending order in a play-way method.





## NUMBERS ON ABACUS

Abacus learning provides significant benefits to children in enhancing the learning skills, photographic memory, higher concentration and attaining accuracy. In this activity, different numbers were depicted through beads on the abacus and students took turns to identify the numbers by counting the beads in hundreds, tens and ones place.



## HINDI

### जादुई झोला - जल्दी जल्दी जान, कौन है किसकी पहचान ??

इस गतिविधि के अंतर्गत एक झोले में विभिन्न मात्राओं पर आधारित चित्र रखे गए। विद्यार्थियों ने झोले में से निकले चित्र की पहचान करी। विद्यार्थियों ने उस चित्र वाले शब्द में लगी मात्रा पहचानकर, एक रंगीन कागज़ पर व्यंजन और मात्रा अलग - अलग करके लिखी। इस गतिविधि के अंतर्गत विद्यार्थी मात्राओं को समझने में और पहचानने में सक्षम रहे।



## ड / इ घर

इस गतिविधि के अंतर्गत सभी विद्यार्थियों ने रंगीन पेंसिल के माध्यम से कार्यपुस्तिका में दो घर बनाए। घरों को ड / इ से दर्शाया गया। सभी विद्यार्थियों ने घरों में ड / इ के शब्द लिखे। इस गतिविधि द्वारा सभी विद्यार्थियों की मानसिक शक्ति का विकास हुआ और ड / इ के अंतर को पहचानने में सक्षम हुए।





## EVS

### FEEL THE BAG

The body is an indispensable vehicle for experiences. The human body is more precious than worldly wealth. Life must be sanctified by making proper use of the body.


In this activity students felt the items like cotton, stones, flowers etc in the bag using their senses and guessed the names of the items and the sense organs used. Students were able to use different sense organs to identify the objects correctly.



### FIND MY PLACE

The human body relies on major internal body organs to perform certain vital functions.

In this activity teacher outlined the body structure of a child on a chart paper and asked the students to identify the place of different organs inside the body outline. Students were able to think, locate and place the body parts correctly on the outline of the body.





## FLOUR GERMS

*Living a healthy lifestyle helps us to prevent diseases and long-term illnesses.*

*In this activity flour was sprinkled on a plate by the teacher and children placed their hands firmly on it. Teacher explained that flour represented germs and asked children to hold their pencil box/ lunch box and examine how the flour from their hands get transferred to the objects. This activity was conducted to demonstrate how easy it is for us to spread germs when we cough and sneeze into our hands and do not wash them afterwards. Students understood the importance of washing hands regularly to stay healthy.*



FLOUR GERMS







## CLASS: III

### ENGLISH

#### PUNCTUATIONS POSTER ACTIVITY!

Our class three graders did a creative Grammar activity in which they prepared colourful charts displaying sentence constructions using Comma, Question and Exclamation marks. The students participated with great zeal and enthusiasm in drawing the cartoon figures of punctuation marks. The students thoroughly enjoyed the craft activity merged with grammar concept. The activity was so much fun for one and all.





## SORTING NOUNS- ICE CREAMS

*Activity based learning fosters skills in problem solving, critical analysis and creativity. In the Sorting activity, the teacher had provided a list of nouns that were randomly placed on the board and had guided students to sort them into different categories. Students were able to match various ice cream noun scoops with their respective cones. The students enthusiastically participated in the activity and successfully learnt different types of noun and their sorting in a creative way.*





## HINDI

### वर्णमाला वृक्ष

स्वर और व्यंजनों को स्थाई रूप से याद कराने के उद्देश्य से कक्षा तीन के विद्यार्थियों को 'ध्वनियाँ एवं वर्ण' उपविषय पर आधारित गतिविधि (वर्णमाला वृक्ष) करवाई गई। विद्यार्थियों ने उत्साहपूर्वक इस गतिविधि में भाग लिया। उन्होंने अध्यापिका के मार्गदर्शन में ए-4 शीट पर एक वृक्ष का चित्र बनाकर उस पर स्वर और व्यंजन लिखे। यह गतिविधि विद्यार्थियों के लिए ज्ञानवर्धक रही। इस गतिविधि के द्वारा विद्यार्थी स्वर और व्यंजनों से भली भाँति परिचित हुए तथा उनकी कलात्मकता, मौखिक एवं लिखित अभिव्यक्ति का विकास हुआ।



### संज्ञा शब्दों के चित्रों का कोलाज

मई माह में कक्षा तीन के सभी वर्गों में 'संज्ञा' पर आधारित गतिविधि (संज्ञा शब्दों के चित्रों का कोलाज) करवाई गई, जिसमें विद्यार्थियों ने अध्यापिका के मार्गदर्शन में विभिन्न संज्ञा शब्दों- व्यक्तियों, वस्तुओं, स्थानों, प्राणियों व भावों के दो-दो चित्रों को ए-4 शीट पर चिपकाकर सुंदर कोलाज बनाया। इस गतिविधि के द्वारा विद्यार्थियों के व्याकरणिक ज्ञान में वृद्धि हुई तथा वे संज्ञा के अंतर्गत आने वाले विभिन्न शब्दों से परिचित हुए।





# MATHEMATICS

## BUILDING NUMBERS

*Hands on learning helps students to more readily understand the concepts and boost their self - confidence.*

*In the activity, teacher explained and demonstrated how we can form numbers on ABACUS tool and BASE-10-BLOCKS. Students could easily read the number formed on the Abacus. Students followed the same and recreated the Abacus tool in their notebooks and formed numbers using stickers. They were able to write the number in digits and words. Visual representation of numbers helped the students to excel in reading and writing the numbers in a fun way.*



## FORMING NUMBERS:

*Students randomly selected 4 digits from the digit cards and formed the largest and the smallest 4 - digit numbers by pasting them in their notebook. Students enjoyed and understood the rules to form the number while performing the activity. Hands on learning helped students to more readily understand the concept and boosted their confidence.*





## EVS

### THINGS AROUND US:

To sensitize children about the organisms, present in the surroundings, an experiential learning activity was conducted in the class, in which children made a collage on living things and non-living things under the guidance of the teacher.

This activity helped the children to think in a creative manner and also helped them to analyze and understand the fundamental differences between living and non-living things. Children enjoyed the activity

Which provided them the interactive learning experience.



### MODEL OF HOUSES AROUND THE WORLD

An experiential learning activity was conducted in the class where they learned to make 2D-model of house on A-4 sheet using waste materials like dry grass, buttons, empty match box, ice cream sticks, cotton etc.

This activity helped them to explore different types of houses and their significance in our lives. Through the activity, they gained practical knowledge and learned the basic architectural skills in building various types of houses. They used their creative skills and enjoyed the activity.

Overall, this experiential learning journey provide a holistic learning experience to the children.





## CLASS-IV

### ENGLISH

#### ACTIVITY- PICK AND TELL


*Pick and Tell Activity was conducted in the month of April for Class IV. The students were asked to make colorful punctuation pockets where different sentences with the correct punctuations were to be placed. Students were guided to pick sentences and place them in the correct punctuation pocket. They learnt the uses of punctuation marks and enjoyed the activity thoroughly.*



#### WHAT'S THE NEWS?

*Understanding Subject and Predicate is the key to good sentence writing. It helps the students to frame a complete sentence using both the components.*

*WHAT'S THE NEWS ACTIVITY was conducted in the*





month of May for Class IV. The students were asked to read and paste five newspaper headlines on A-4 sheet. Then circle the subject and underline the predicate. The students participated enthusiastically and the activity helped the students to understand sentence writing in a fun way and boosted their confidence.



## हिंदी

### व्यंजन तरु



व्यंजन किसी भी भाषा के आधारस्तम्भ होते हैं | बिना व्यंजनों और वर्णों के किसी भी भाषा को पूर्ण नहीं कहा जा सकता है | इसी उद्देश्य को पूर्ण करने हेतु व व्यंजनों के विभिन्न वर्गों से परिचित कराने के उद्देश्य से कक्षा -चार में गतिविधि- 'व्यंजन तरु' अप्रैल माह में करवाई गई, जिसमें विद्यार्थियों ने उत्साहपूर्वक भाग लिया | विद्यार्थियों ने अध्यापिका के निर्देशन में ए -4 साइज़ शीट पर एक तरु का निर्माण किया व विभिन्न व्यंजन वर्गों को लिखा | इस गतिविधि के द्वारा विद्यार्थी व्यंजनों के विभिन्न वर्गों से अवगत हुए व उनकी कलात्मकता, मौखिक एवं लिखित अभिव्यक्ति का विकास हुआ |





## संज्ञा शब्दों की पॉकेट्स

'संज्ञा' हिंदी व्याकरण का एक महत्वपूर्ण अंग है | इसी उपविषय पर आधारित गतिविधि 'संज्ञा शब्दों की



पॉकेट्स' कक्षा - चार के सभी वर्गों में मई माह में करवाई गई | विद्यार्थियों ने अध्यापिका के मार्गदर्शन में संज्ञा के विभिन्न भेदों से संबंधित पॉकेट्स का निर्माण किया व उदाहरण लिखे | विद्यार्थियों ने इस गतिविधि में उत्साहपूर्वक भाग लिया| इस गतिविधि

के द्वारा विद्यार्थियों के व्याकरणिक ज्ञान के साथ-साथ कलात्मकता, शब्दावली, मौखिक एवं लिखित अभिव्यक्ति का विकास हुआ |





## MATHS

### BUILDING NUMBERS ON ABACUS TOOL

*Abacus is a very fine tool to learn mathematics in a fun way manner. While performing the activity students were guided to build a 6-digit number using abacus tools. They were able to read those numbers aloud in the class.*





They also built a 5-digit number using bindis and stickers on *ACTIVITY WORKSHEET*. These activities helped them to solve the questions based on place value given in worksheet in a quick and error free manner.





## EVS 1

### THE FOOD FACTORY OF PLANTS

#### CLAY MODELLING- TO STUDY THE STRUCTURE OF A LEAF

*Leaves are the most important part of the plant also known as “The Food Factory of a Plant”. Students made the model of leaf using clay and labelled its different parts. This activity helped them to learn the names of the various parts of the leaf and their respective functions. The creativity and enthusiasm of students in the process of learning by doing was praiseworthy.*



LEARN WITH  
CLAY





## REPRODUCTION IN ANIMALS(LIFECYCLE OF A BUTTERFLY)

There are various stages of development in the lifecycle of an organism. Students of class IV were guided to create dazzling and attractive model depicting the lifecycle of a Butterfly. In this activity they presented various stages of its lifecycle



in the form of spectacular models and developed an insight for the stages of the life cycle. For the activity children used paper plate, cut outs of leaves, thermocol balls, pasta, cotton etc to create a beautiful project. This activity helped the children to understand the concept of metamorphosis thoroughly.



## EVS-II

### HANDS ON ACTIVITY ON PHYSICAL DIVISIONS OF INDIA

The physical features of India are represented by diverse landscapes that includes northern plains, mountains, plateaus, deserts, coastal plains and islands.

To make children aware about the complete geographical structure of India, a class activity was conducted where they were guided to draw and paste the pictures of



physical divisions of India. This activity helped them to have a practical learning about diverse landscapes and overall physical characteristics of India.



### **BROCHURE MAKING ON NORTH-EAST STATES OF INDIA**

India is a land of diversity where different cultures and religion are practiced. For a better understanding of diverse culture and religion students were guided to collect the pictures depicting the diversity of North-Eastern states and union territories of India. While performing the activity they pasted the pictures on A4 sheet and presented their art form in a beautiful way. It was a great learning outcome about different cultures and religions practiced in our country.





## COMPUTER SCIENCE

### MS WORD 2016:- DIFFERENCE BETWEEN RAM AND ROM


*In this hands on activity students were asked to create a document using MS-Word 2016 on the topic 'Difference between RAM and ROM' by the help of different formatting tools :- Page colour ,page border ,bullets, font style and font colour, highlighting the text. Students designed the page according to the instructions given by the teacher using MS- Word 2016 on desktop computer in computer lab.*



### MS WORD 2016:- WORKING WITH OBJECTS

*'Working with Objects' activity was accomplished where students created a document using MS-Word 2016 with the help of different formatting tools like insert pictures, shapes & word Art page colour, page border, formatting in shapes, pictures and WordArt. Students designed their page according to the instructions given by the teacher using MS- Word 2016 in computer lab and submitted it proudly.*





## FRENCH

### LES SALUTATION (GREETINGS)

*Experiential learning activity on the topic 'Les Salutations' was assigned to the students of Class IV. The sole purpose of the activity was to provide creative space to the children to express their ideas. Students were guided to draw the pictures related to greetings and expressed it orally. The participants appealed and convinced with their appropriate facial expressions, voice modulation and exhibited great oratory skill.*





## ALPHABETS

*Experiential learning activity on the topic 'Alphabates' was assigned to the students of class IV. Students wrote the name of the greetings starting with the alphabets and also drew and colour the alphabets in the notebook under the guidance of the teacher. This activity helped them to learn how to make a word and also enhanced their oratory skills and vocabulary. Their excitement while doing this activity was spectacular.*



## संस्कृत

### प्रार्थना श्लोक वाचन

संस्कृत भाषा अनेक भाषाओं की जननी है । इस भाषा से संबंधित ज्ञान के संवर्धन हेतु कक्षा-चतुर्थी के विद्यार्थियों के लिए मई माह में 'प्रार्थना श्लोक वाचन' विषय संवर्धन (एकल गतिविधि) कक्षा में करवाई गई। विद्यार्थियों ने प्रार्थना श्लोक को A-4 शीट पर सुंदर लेख में लिखकर व कंठस्थ करके शुद्ध उच्चारण में मधुर वाचन किया। इससे विद्यार्थियों के आत्मविश्वास में वृद्धि हुई । विद्यार्थियों ने इस गतिविधि में उत्साहपूर्वक भाग लिया तथा अपने वाचन कौशल का प्रदर्शन किया ।









## CLASS-V

### ENGLISH


#### FLASH CARDS ON KINDS OF SENTENCES

A flash card activity on the topic "Kinds of sentences" was conducted for the students of class 5. The students were guided to prepare flash cards on four types of sentences-

Assertive, Imperative, Exclamatory and Interrogative and collected the examples of these sentences from the newspaper and pasted them on cards. Their wonderful presentation helped them to learn the kinds of sentences in an interesting and involving manner.



## KINDS OF SENTENCES





## हिन्दी

### मात्राओं से शब्द रचना

मात्राओं के द्वारा विद्यार्थियों को स्थाई ज्ञान प्राप्त होता है | इसी उद्देश्य द्वारा कक्षा पाँच के पाँचों वर्गों में अनुभव आधारित गतिविधि (मात्राओं से शब्द रचना ) करवाई गई | इस गतिविधि में विद्यार्थियों ने ए - 4 साइज़ शीट पर मात्राओं की सहायता से विभिन्न शब्दों का निर्माण किया तथा नए - नए शब्दों को सीखा | इस गतिविधि के द्वारा विद्यार्थियों की शब्दावली, मौखिक एवं लिखित अभिव्यक्ति का विकास हुआ | विद्यार्थियों ने उत्साहपूर्वक इस गतिविधि में भाग लिया तथा अध्यापिका द्वारा दिए गए निर्देशों को ध्यान से सुना व गतिविधि को पूर्ण किया |



### संज्ञा का इंद्रधनुष

संज्ञा का इंद्रधनुष इस कलात्मक गतिविधि द्वारा विद्यार्थियों ने सकारात्मक सोच के साथ विभिन्न रंगों के माध्यम से अपनी-अपनी कला को प्रस्तुत करते हुए बादलों में संज्ञा के भेदों को लिखा तथा पानी की बूंदों में हर भेद के चार-चार उदाहरण लिखे | इस गतिविधि के द्वारा विद्यार्थियों की





शब्दावली, मौखिक एवं लिखित अभिव्यक्ति का विकास हुआ | इस गतिविधि के द्वारा विद्यार्थियों को स्थाई ज्ञान प्राप्त होता है | इसी उद्देश्य द्वारा कक्षा पाँच के पाँचों वर्गों में अनुभव आधारित गतिविधि संज्ञा करवाई गई | विद्यार्थियों ने उत्साहपूर्वक इस गतिविधि में भाग लिया |

## MATH

### ROMAN NUMERALS FAN

*Roman Numerals Fan activity was conducted for class V in the month of April. The objective of the activity was to teach basic symbols of Roman Numerals in an interactive manner. The students were asked to prepare a paper fan with seven petals displaying roman numerals on it under the guidance of teacher.*

*The activity was a great success as it engaged the students in understanding and practicing Roman Numerals in an enjoyable and memorable way.*





## EVS-I

### CONDITIONS REQUIRED FOR SEED GERMINATION

Watching seeds grow is an amazing process for kids as they are very curious about life and growth of living things. The process by which a plant grows from a tiny seed in the presence of air, water, sunlight and temperature is called germination of seed. As part of the experiential learning the germination of seeds activity was done with the aim to demonstrate the necessary conditions required for seed germination.



Students created four different situations for germination of seed by putting seeds into four different cups A, B, C and D but the seeds germinated in only that situation in which it receives all the four necessary requirements - air, water, sunlight and temperature.







## MY HEALTHY LUNCH BOX

Healthy food makes us feel good. Lunch is an important meal for children to keep them energized and supply appropriate nutrients throughout the day. A packed lunch made at home is a healthy and delicious choice and gives you control over the ingredients included.

Students were guided to carry varieties of healthy food in their lunch boxes for a week and prepare a daily report on the ingredients included in their lunch. They mentioned these food items with its nutrients on A-4 sheet in a tabulated form. Children were very excited to find out the various nutrients present in their lunch box and they also learnt concept of balanced diet and its importance for growth and development.





## EVS-II

### SIGNS AND SYMBOLS

Sign and symbols are useful support across countries to cross language barriers and provide information. The main purpose of this activity was to help children to identify and understand the relevance of different signs and symbols which they see in their everyday life.

The children were asked to draw the map of their school and to use symbols in that map. They drew the map and develop their own signs and symbols for showing different features of their school. For example classrooms, reception, library, playground, parking etc. They also made a key or legend to describe what the symbols mean. They revised and reinforced the concept in an enjoyable and creative way.





## IMPORTANT LATITUDES

*Latitudes help us to find out the distance of any place from the Equator, which is based on its degree of latitude. The aim of the activity was to make the children aware of important Latitudes on the Earth. They were encouraged and assisted to draw, color and label the lines of Latitude on the paper plate or the cut-out circle of the earth along with the continents, to make it more realistic. Thus the children had a great experience of doing and learning in the classroom in order to increase knowledge and develop their skills.*



## COMPUTER SCIENCE

### AN ESSAY IN MS-WORD ON ANY ONE OF THE FAVOURITE ROLE MODEL FROM ANY FIELD AND HIGHLIGHT THEIR VARIOUS ACHIEVEMENTS



*Students of class V were guided to collect information about their role model. They typed colourful text using different fonts. They used background colour and shapes features along with online pictures, bullets and numbering option of MS-Word software and presented their write ups in a creative way.*







## CREATE A PRESENTATION ON POPULATION EXPLOSION IN POWERPOINT

*Students created a ppt on population of India on given data. They typed colourful text using WordArt feature. They applied appropriate theme and changed background colour accordingly. They also used pictures, bullets and numbering option of PowerPoint software to make beautiful presentation. With the help of this activity children learned to create simple slide presentations that include texts, graphics, animations and transitions.*






## FRENCH

### JEU DE RÔLE (ASKING WELL BEING)

*Experiential learning activity on the topic 'Jeu de role' was assigned to the students of class V. Students were grouped in pairs to perform the role play. In this activity, they were guided to frame questions and communicate with each other by asking their name, age and about their family & well - being. They learnt a way to communicate in French and get a better understanding of the language. The motive of the activity was to build their confidence and boost their oral skills.*






JEU  
DE  
RÔLE

### IDENTITY CARD

*Experiential learning activity on the topic 'Card d' Identity' was assigned to the students of Class V. Under the guidance of the teacher, students prepared the Id cards in the notebook. During the activity they pasted the picture of themselves and wrote their names in French. This activity enhanced their writing aptitude and vocabulary. The activity was engaging and gave a new learning dimensions to the students.*





## संस्कृत

### प्रार्थना श्लोक वाचन

विद्यालय में प्राथमिक स्तर पर कक्षा-पञ्चमी के विद्यार्थियों के लिए मई माह में 'प्रार्थना श्लोक वाचन' विषय संवर्धन (एकल गतिविधि) करवाई गई। विद्यार्थियों ने प्रार्थना श्लोक को A-4 शीट पर सुंदर लेख में लिखकर व कंठस्थ करके स्वर, लय और ताल को ध्यान में रखकर प्रार्थना श्लोक का मधुर वाचन किया। इससे विद्यार्थियों में संगीतकला का विकास हुआ और आत्मविश्वास में वृद्धि हुई। विद्यार्थियों ने इस गतिविधि में उत्साहपूर्वक भाग लिया तथा अपने वाचन कौशल का प्रदर्शन किया।

